

Opioid Related Deaths: Comparison with U.S. Experience

Edward Nunes MD

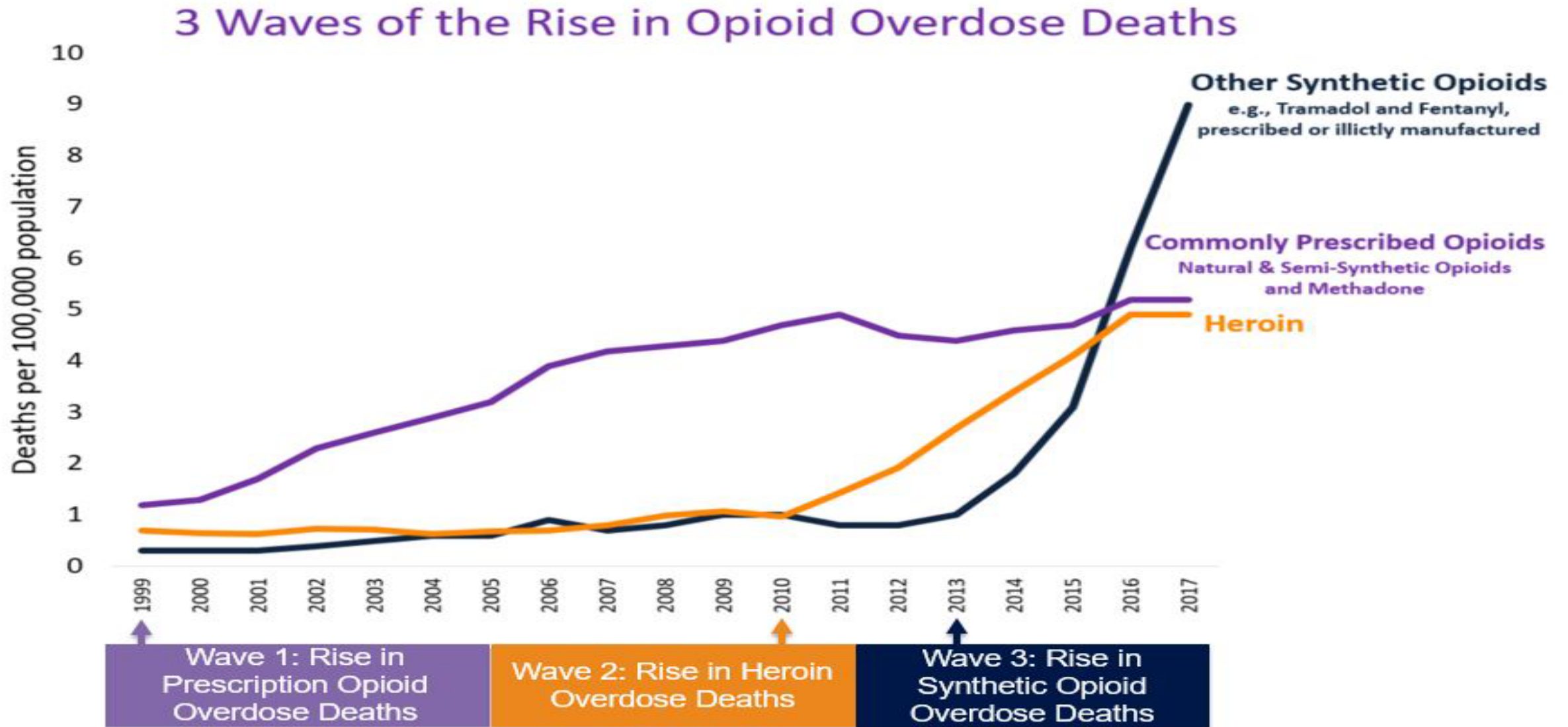
Columbia University Irving Medical Center

New York State Psychiatric Institute

Disclosures

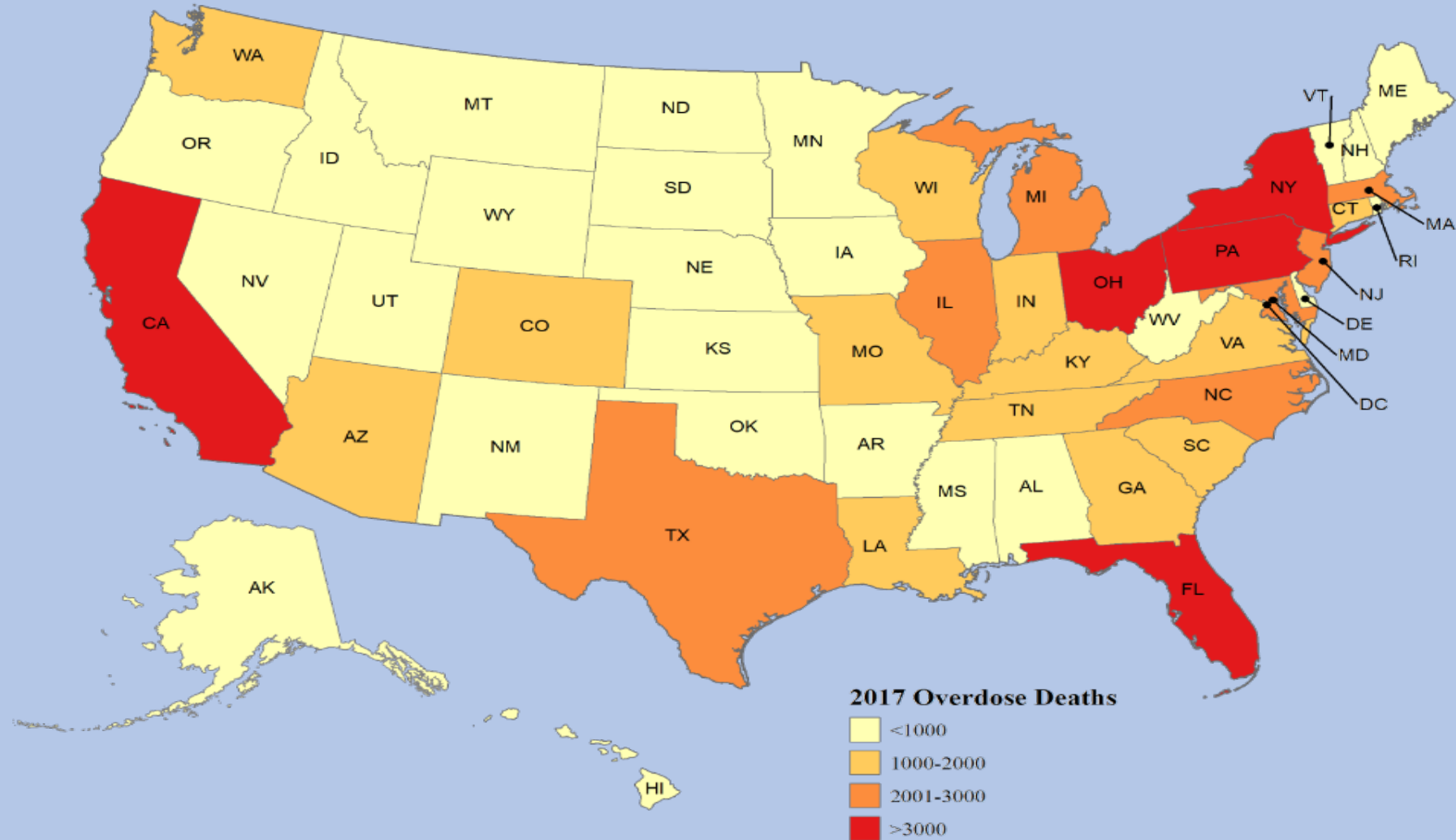
- Funding
 - NIDA, New York State
- Disclosures
 - Investigator for Braeburn/Camurus on CAM2038 injectable buprenorphine trials
 - Received medication for studies from Reckitt/Indivior, Alkermes
 - Received software for study from HealthSim
 - Unpaid consultant to Braeburn/Camurus, Alkermes, Pear Therapeutics

Overdose Deaths in United States: 1999 - 2017



SOURCE: National Vital Statistics System Mortality File.

U.S. Number of Overdose Deaths by State



U.S. Overdose Deaths per 100,000 population

Number and age-adjusted rates of drug overdose deaths by state, US 2017

Legend

- 8.9 to 11.8
- 11.9 to 13.8
- 13.9 to 16.0
- 16.1 to 18.5
- 18.6 to 21.0
- 21.1 to 57.0



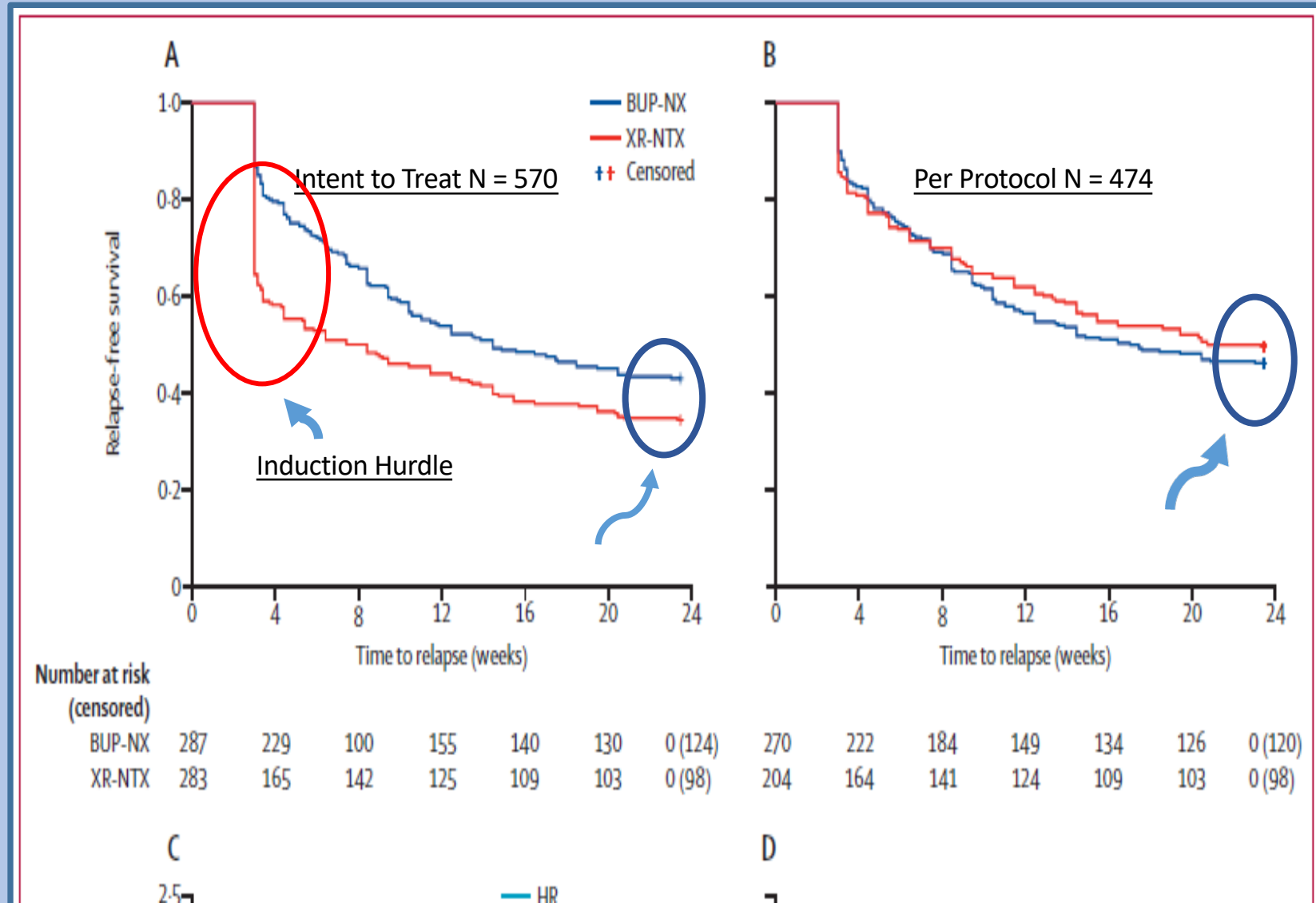
Age-adjusted death rates were calculated as deaths per 100,000 population using the direct method and the 2000 standard population.
SOURCE: CDC/NCHS, National Vital Statistics System, Final Data



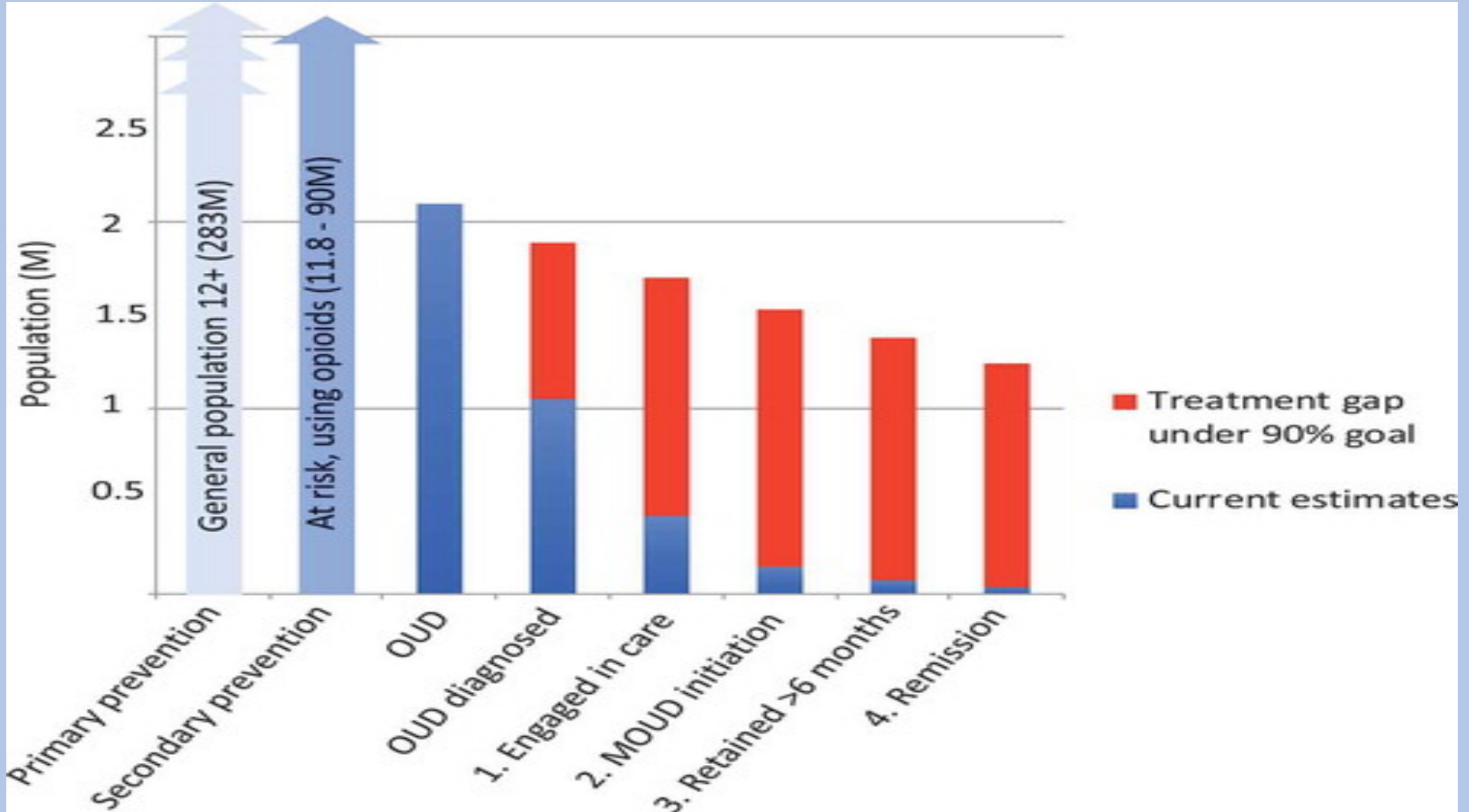
Interventions to Reduce Opioid Overdose

- Opioid education and naloxone distribution (OEND)
- Medication treatment of opioid use disorder
 - Methadone maintenance
 - Buprenorphine maintenance
 - ? Extended-release injection naltrexone/? Implant naltrexone
- Safer prescribing practices for opioid analgesics

XBOT Study: XR-Naltrexone (Vivitrol) vs SL Buprenorphine-Naloxone *(Lee, Nunes et al., Lancet 2018)*



Opioid Cascade in U.S. – Most people with opioid use disorder are not in effective medication treatment (*Williams, Nunes et al., AJDA 2019*)





NIDA-NIH HEALing Communities Study

U.S. National Institute on Drug Abuse: Healing Communities Study

- Four U.S. States highly affected by opioid epidemic and overdose deaths
 - Ohio, Kentucky, Massachusetts, New York
 - 16 communities (counties or towns) within each state
- Community-level randomized trial, modified stepped-wedge
 - Counties or towns (N = 64) within States are the unit of randomization
 - Randomized to:
 - Wave 1 intervention (starting December 2019) vs
 - Wave 2 (starting December 2021)
- Comprehensive community-level intervention
 - Opioid Education and Naloxone Distribution
 - Outreach to out-of-treatment population with opioid use disorder
 - Expand medication treatment for opioid use disorder
 - Safer prescribing practices

Questions?