

# Prison post-release mortality among drug-users in Lithuania



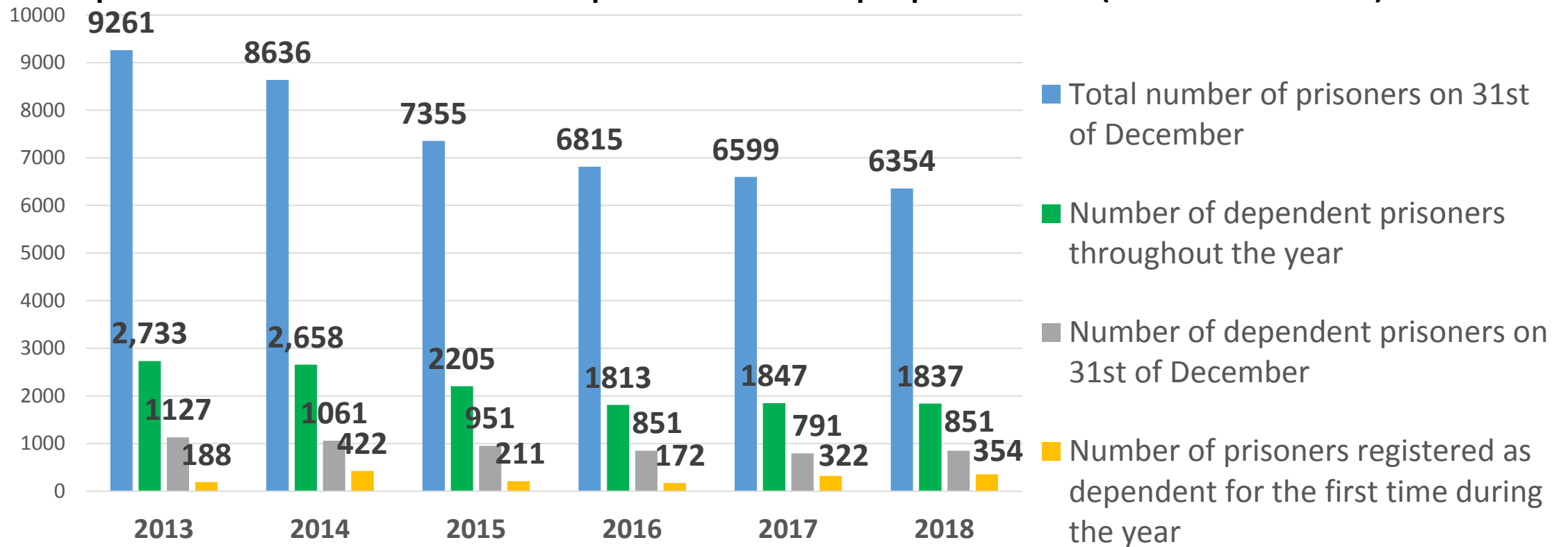
**Lina Jurgelaitiene**

**National Focal Point of Lithuania**

Drug, Tobacco and Alcohol Control Department

# Numbers of dependent prisoners in imprisonment institutions

- **10 penal** institutions in Lithuania
- Imprisonment rate: 231.7 per 100 000 population (Eurostat, 2017)



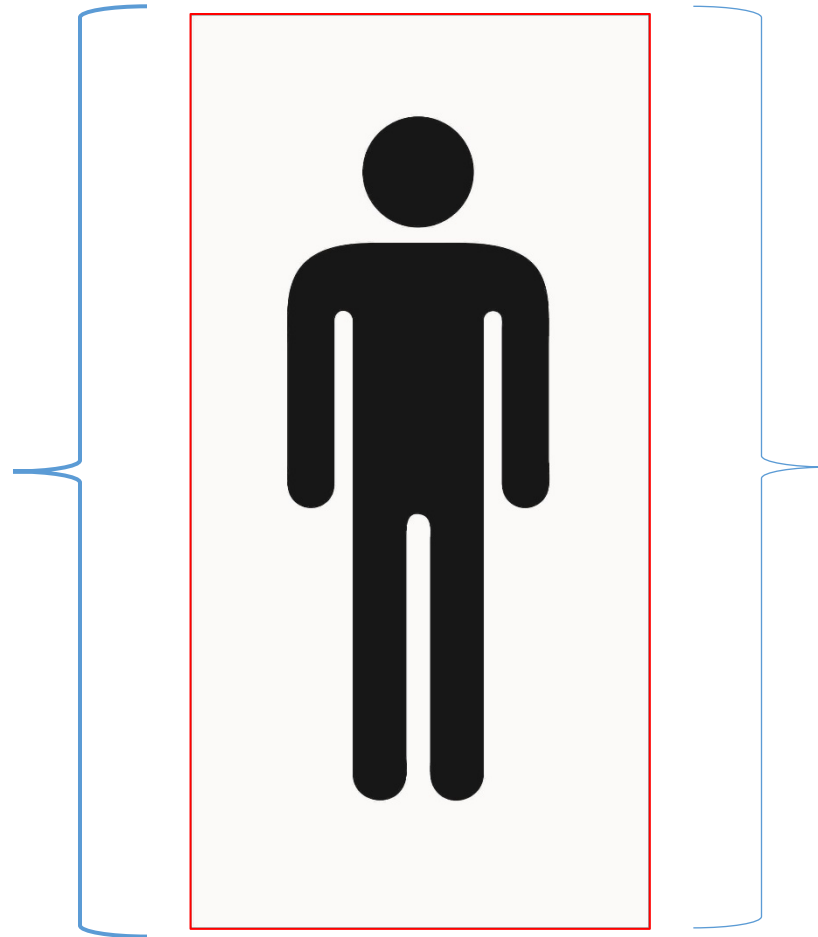
# Prisoners characteristics

**2018**

95 % of MALES

14 % CONVICTED for drug related offences

4.2 % with diagnosis of HIV



13.4 % with drug dependency

**Out of them:**



55 % are of 25-34 years old age group

48 % opioids users (F11)

41 % several substances (F19)

# NON-fatal overdoses in prisons

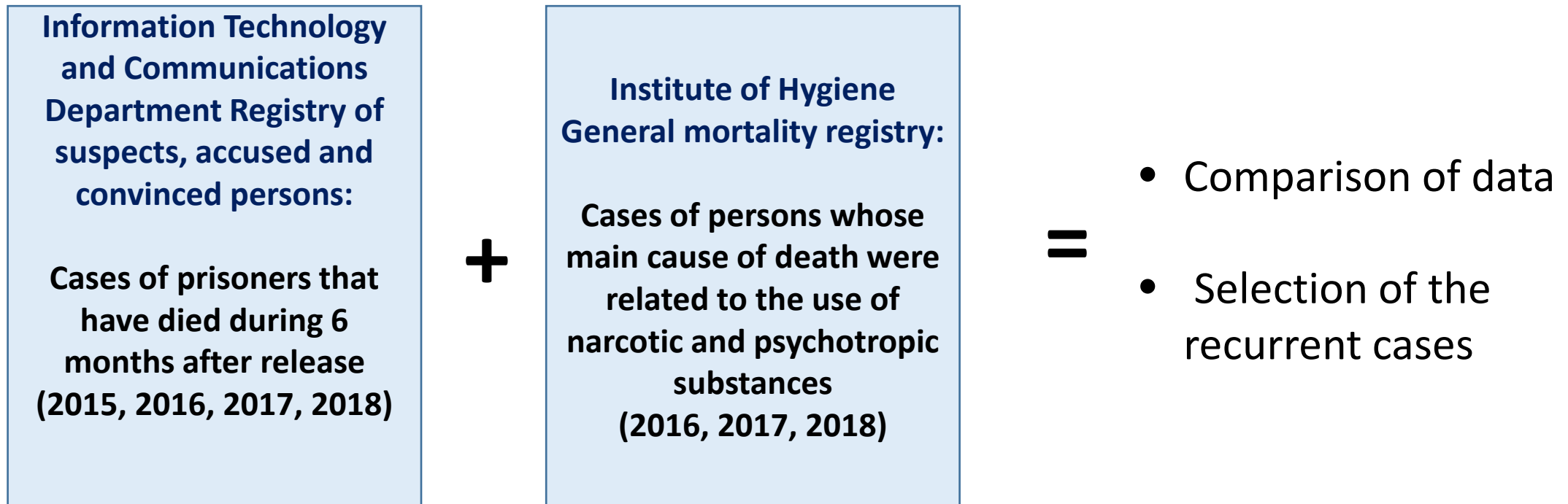
- **Outside the prison:** 10.1% of all respondents – on the average overdose was experienced around 4 times
- **During imprisonment:**
- 6.4% - overdosed during *any* imprisonment

Source: 2017 the survey 'The prevalence of the use of narcotic, psychotropic and other psychoactive substances in imprisonment places'



# Fatal overdoses among prisoners: evaluation methods

- **Information collected:**

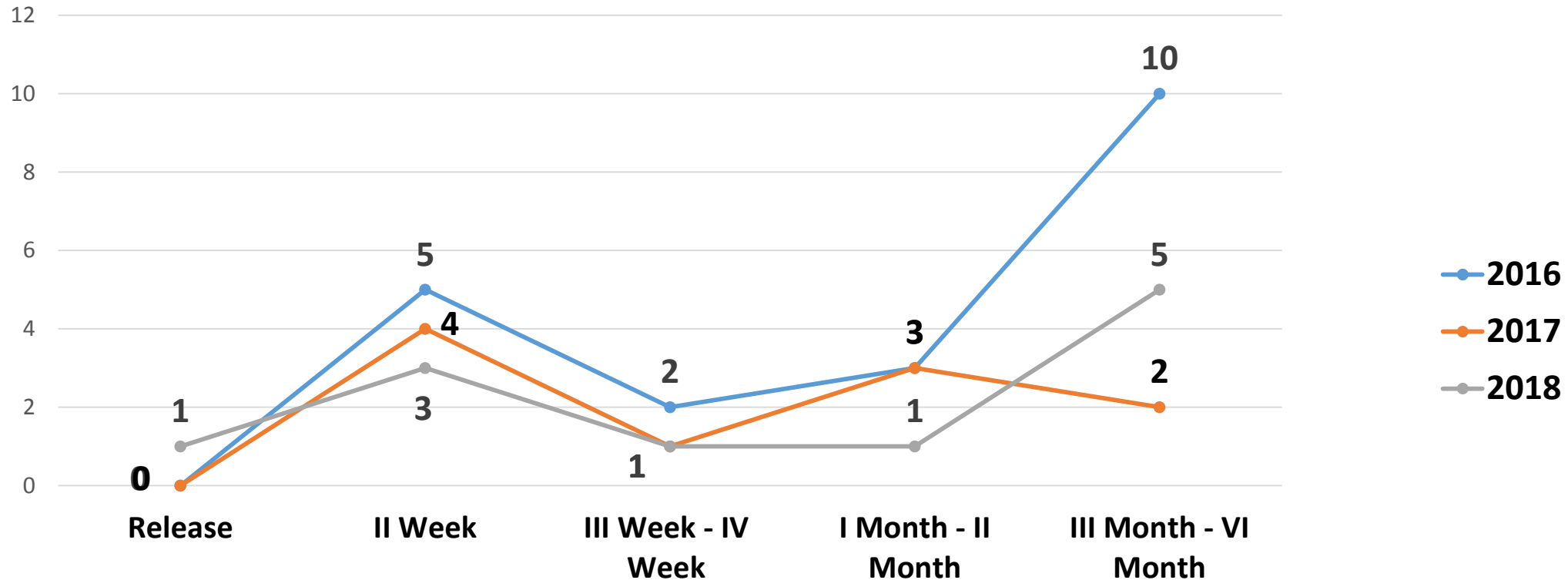


# Fatal overdoses among prisoners: numbers

	2016	2017	2018
<b>TOTAL NUMBER OF CASES IN LITHUANIA</b>			
<b>DRUG-RELATED DEATHS</b>	<b>109</b>	<b>83</b>	<b>59</b>
<b>INSIDE PRISON</b>			
<b>Number of cases (cases per 1 000 prison population)</b>			
<b>ANY REASON OF DEATH</b>	<b>36 (3.1)</b>	<b>31 (3.0)</b>	<b>27 (2.0)</b>
<b>DRUG-RELATED DEATH</b>	<b>2 (0.2)</b>	<b>0 (0)</b>	<b>1 (0.1)</b>
<b>DURING 6 MONTHS AFTER RELEASE</b>			
<b>Number of cases (cases per 1 000 prison population)</b>			
<b>ANY REASON OF DEATH</b>	<b>66 (5.7)</b>	<b>57 (5.5)</b>	<b>75 (5.6)</b>
<b>DRUG-RELATED DEATHS</b>	<b>20 (1.7)</b>	<b>10 (1.0)</b>	<b>11 (0.8)</b>


# Fatal overdoses after release: timeline

- Number of overdosed persons according to different time periods after release





# Fatal overdoses among prisoners after release: characteristics




	2016	2017	2018
<b>SEX:</b> MALE	(95 %)	(80 %)	(100 %)
<b>AGE:</b> AVERAGE	37 y	35 y	39 y
MALE	37 y	32 y	39 y
FEMALE	36 y	43 y	-
<b>PLACE:</b>	VILNIUS (45 %)	VILNIUS (60 %)	VILNIUS (45 %)

# Fatal overdoses among prisoners after release: the main cause of death

**2016**

- T40.0** Opium – 2
- T40.2** Other opioids – 11
- T40.3** Methadone – 1
- T40.6** Other and unspecified narcotics – 4



**2018**

- T40.1** Heroin – 1
- T40.2** Other opioid
- T40.3** Methadone –
- T40.4** Other synthetic narcotics - 1
- T40.6** Other and unspecified narcotics – 6

Substances detected in body liquids and fluids (as mixtures mostly):

morphine, methadone, carfentanyl, benzodiazepine, difenhydramine, alcohol etc

# Overdose related services in prisons, Lithuania 2018

Measure	Availability/practical implementaion
Drug-related information	YES/YES
Health education to prevent overdoses during imprisonment	YES/YES
Health education to prevent overdoses upon release	YES/Limited (some of the information)
Take-home naloxone program on release	NO
OST	YES/Limited (since 2018: possible to continue for those who were on OST prior to imprisonment)
Needle/syringe programs	NO
Training on a safer injection	NO
Continuity of care	NO (no unified system, lack of information)

# Way forward

- **Measures proposed:**

- Naloxone distribution upon release
- Implementation of cooperation model (*continuity of care*)
- Expansion of OST programs
- Health care financed from State health insurance fund (*under the Ministry of Health*)
- Improvement of drug-related monitoring and research

# Thank you for your attention



E-mail: [Lina.Jurgelaitiene@ntakd.It](mailto:Lina.Jurgelaitiene@ntakd.It)  
Website: <http://www.ntakd.It>